



Tecnológico de Monterrey

Escuela de Ingeniería y Ciencias
Departamento de Mecatrónica
Campus Ciudad de México



HERMES Exoskeleton

Lower limb exoskeleton for improved movement in sarcopenia patients

Design in Biomedical Engineering Project

IMD Ma. Fernanda Hdez Mondragón A01650524

IMD Rafael Tinajero Ayala G. A A01650520

IMD Andrés Gómez Esquivel A01332532

Advisors

Dr. Martín Rogelio Bustamante Bello

Ing. Javier Alberto de la Tejera

May 2019



CENTRO DE INVESTIGACIÓN EN MICROSISTEMAS Y BIODISEÑO

Objectives

General Objective:

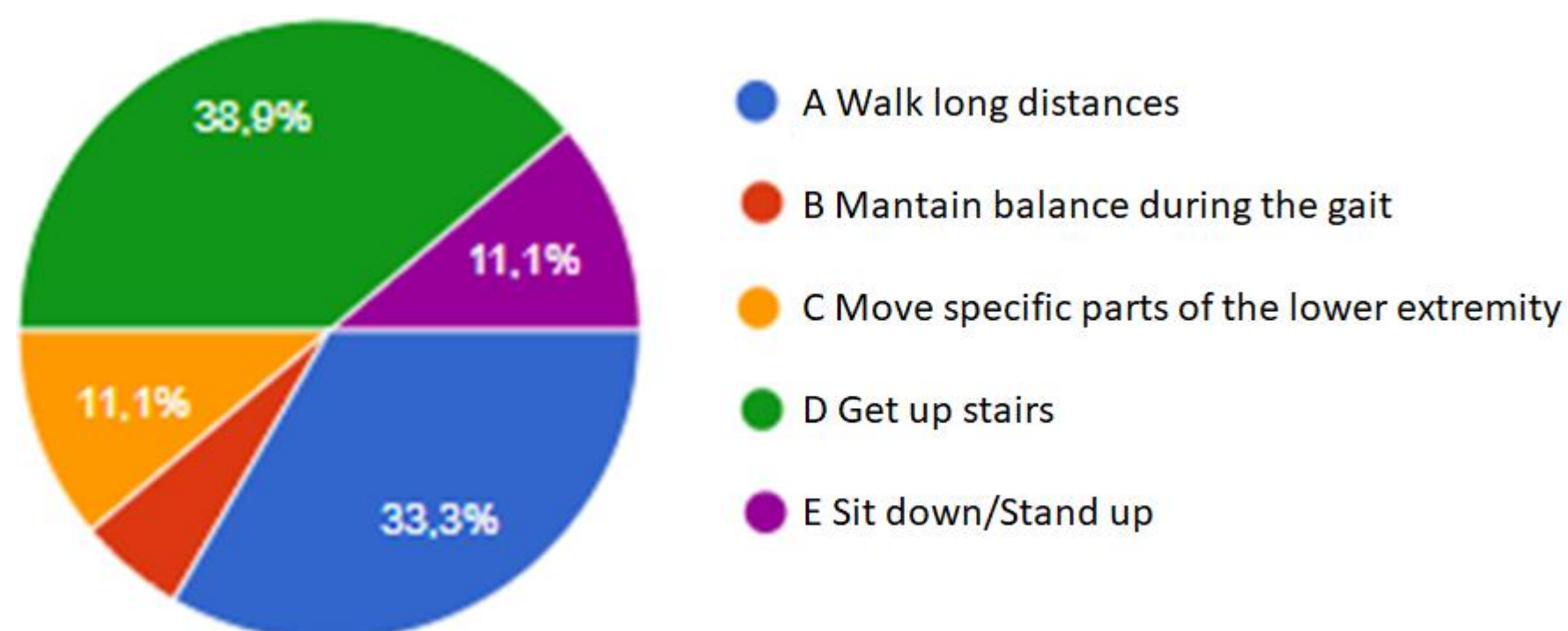
Develop an exoskeleton/exosuit through which normal gait can be enhanced and assisted in the case of elderly patients who have struggled with unassisted walking due to muscle weakness caused by sarcopenia.

Specific Objectives:

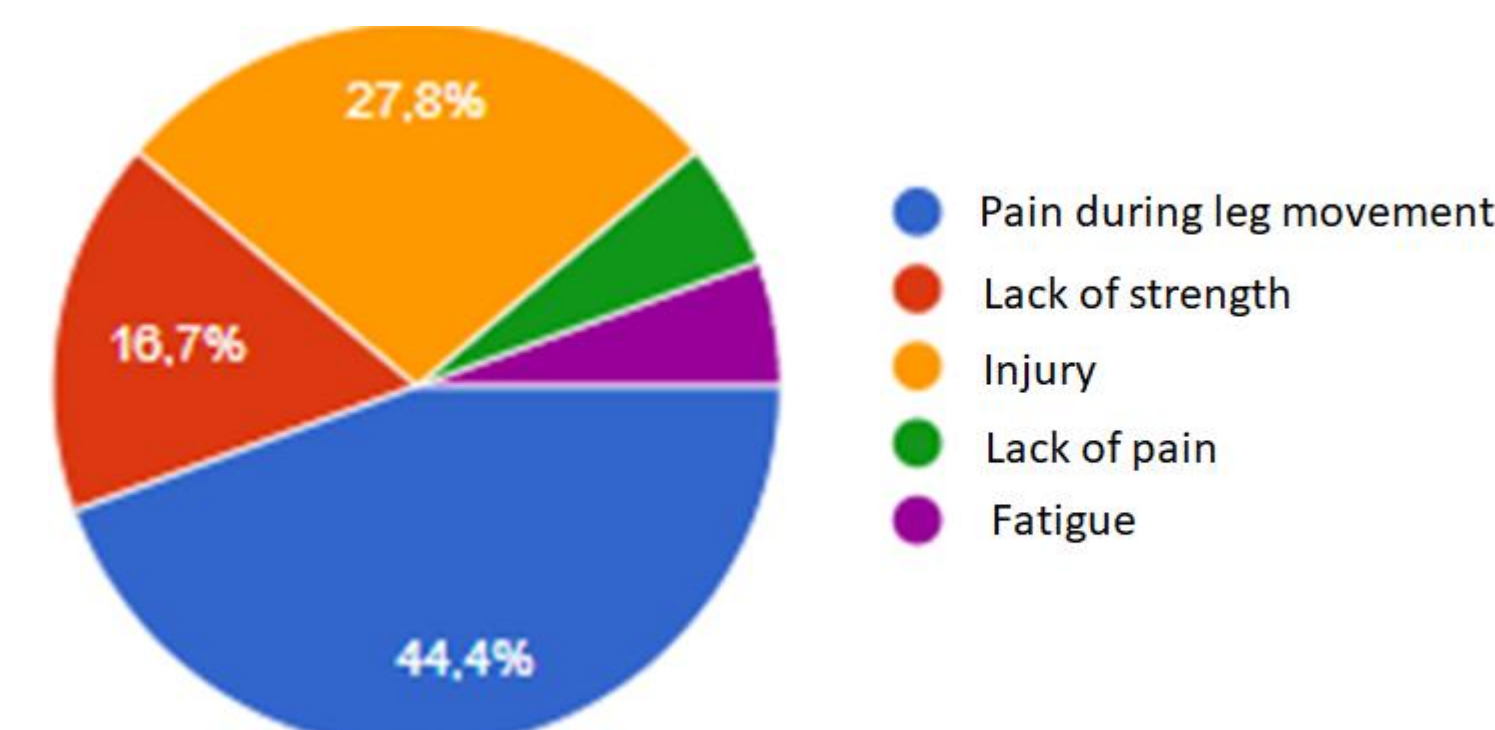
- To create a purely mechanical system which can increase torque in leg joints during normal movement
- Designing a light, ergonomic, easy to equip, and affordable system
- Creating a highly durable exosuit in order to walk medium to long distances on a regular basis

Problematic

People with gait struggles experience issues with:



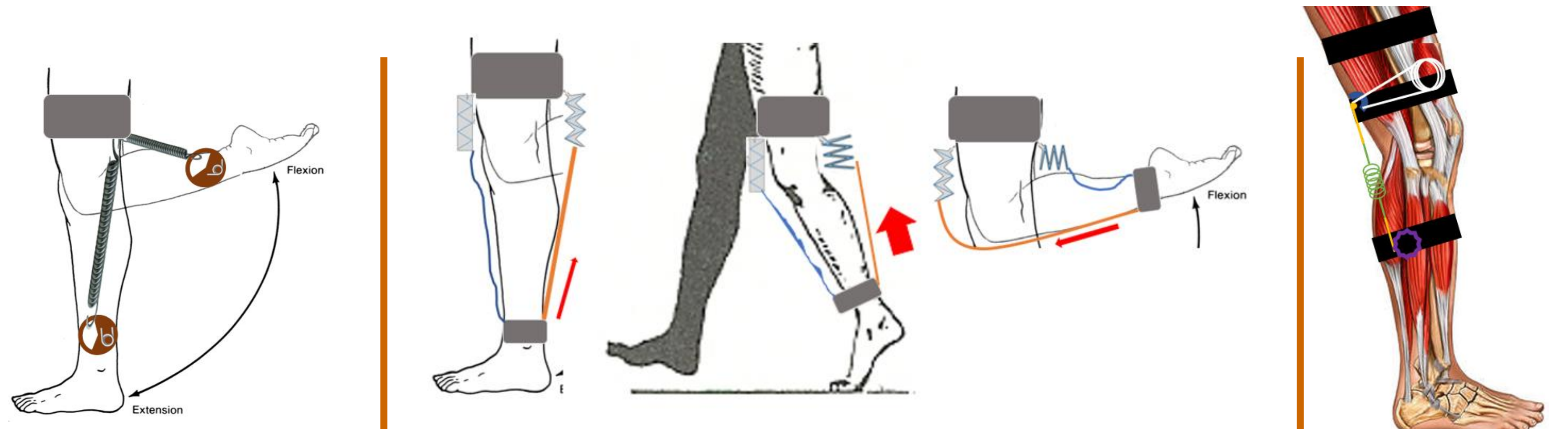
When performing these activities, they feel:




Source: Survey conducted on respondents aged 21 to 67

Development

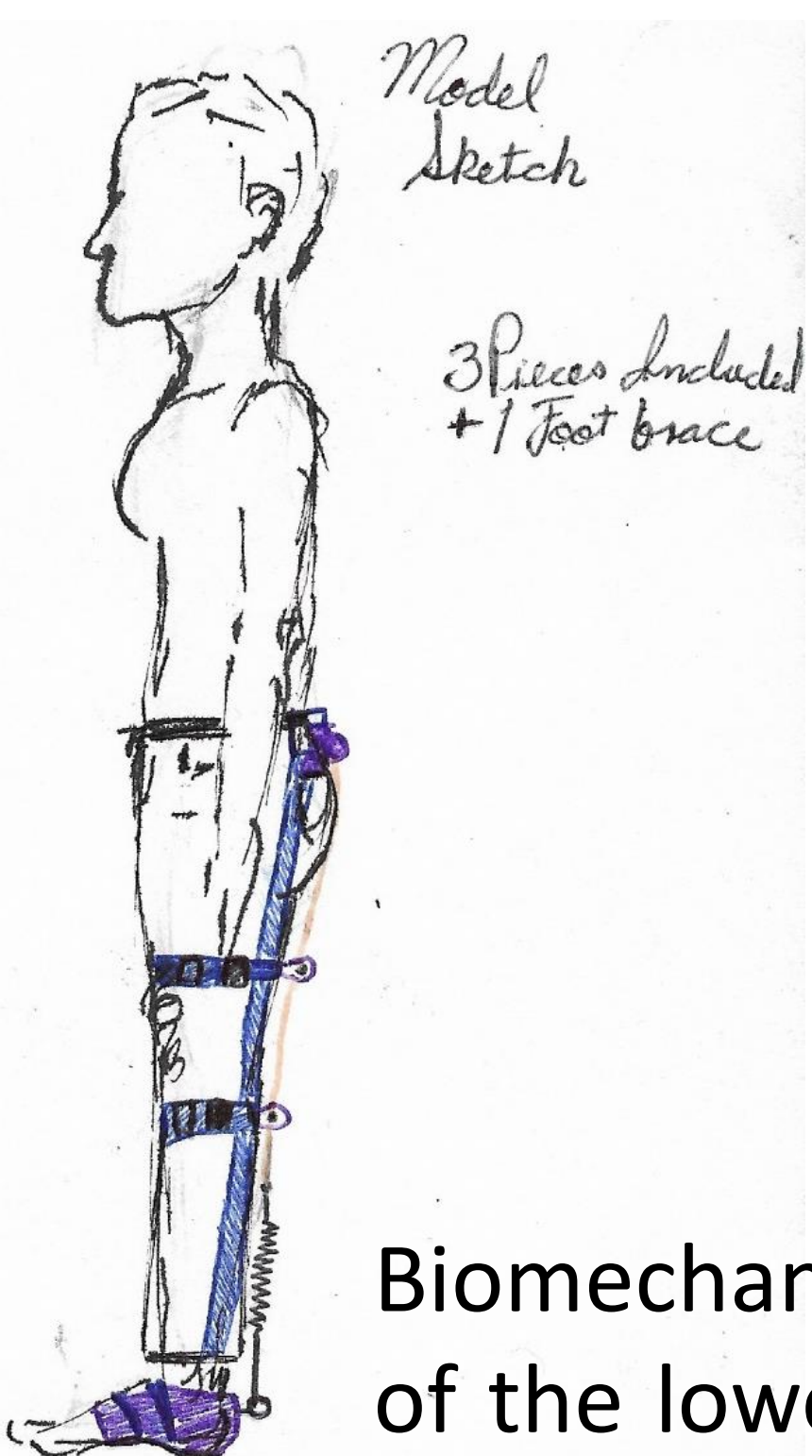
Initial Designs



Prototype



Results



Target populations prefer designs that are soft and easy to manipulate in order to maintain as much as possible their habits and lifestyle.

Physicians claim that the exoskeleton/exosuit mostly needed are those that help with torsion of movement, where the user still needs to execute force, in order to avoid sarcopenia acceleration.

Biomechanical analysis shows that a good section of the lower extremities to use as support for the force generation are the hips, reducing the torque required for knee flexion, saving the need for a stronger spring which may cause lesion on the user during knee extension.

UPCOMING TEST:

Electromyography Test: Using EMG analyze the muscle leg activity (like leg biceps and semitendinosus muscles) while using the prototype, to ensure the user doesn't need more muscle activity while using the device.

Conclusions

- Dimensions of suit alongside force exerted by springs should be personalized for each user with a biomechanical analysis of his(her) needs
- Outer structure of exoskeleton should be comprised of a slightly rigid yet flexible material in order to allow movement while maintaining intended shape

Future Work

- Perform motion analysis to ensure system does not negatively affect normal gait pattern
- Perform force analysis to gauge system effectiveness and energy output by user
- Calorimetry Test: Determine the energy consumed during gait using the mechanism in comparison with normal movement, to determine the percentage of energy saved thanks to the prototype.